




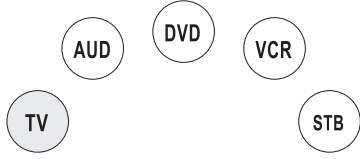


# Remote Programming Instructions

*to control your TV*



**1**  
Turn on TV.  
Use power button on TV  
or original TV remote.  
Press **TV** on the  
ACTV remote.

**4**  
Aim remote at TV.  
Slowly press **CH+**  
repeatedly until TV  
turns off.

**2**  
Press and **HOLD**  
**RCU SETUP**.  
The TV button  
should blink twice.

**5**  
Aim remote at TV.  
Press **POWER** to  
turn on TV.

**3**  
Press **9 - 9 - 1**.  
The TV button  
should blink twice.

**6**  
Press **RCU SETUP**  
to store the code.  
The TV button  
should blink twice.

For additional assistance, please call (563) 374-1236

